



Welcome to the webinar 🙌

2021.1

+

2021.2

Agenda

1. censhare 2021.1 + 2021.2

- New Features and Functions
- The First Step into the Micro-service Universe: censhare webpack
- One Access to Your Digital Ecosystem: censhare CI-HUB Connector

2. Online Solutions

- Content Picker Based on HCMS

3. Update from Documentation

- Info-Hub: New Documentation Portal

4. ecosphere Solutions

- DeepL Connector - Savotex
- Workfront Connector – MSP

5. Outlook

- Release Overview 2021
- Upcoming Developments



News in 2021.1 + 2021.2

Ruy Ramos, Product Management

Compatibility Update: InDesign, Big Sur, M1 and Beyond



| Big Sur | New M1 chip | Future |
|---|--|---|
| <p>Compatible with versions</p> <ul style="list-style-type: none">• censhare 2019.2 or newer• Adobe InDesign: CC2021* <p>*Adobe officially don't support older versions than Big Sur</p> | <p>Compatible with versions</p> <ul style="list-style-type: none">• censhare 2019.2* or newer• Adobe InDesign: CC2021** <p>*Applying kernel extension workaround **InDesign 16.3 or higher is not supported</p> | <p>In Development</p> <ul style="list-style-type: none">• Monterey MacOS*• Adobe CC 2022• InDesign 16.4 <p>*Currently in BETA</p> |

Partner Enablement: Test Automation Framework

With automated testing, we could perform the automated tests in four parallel streams that each took 2 hours, i.e., 8 machine-hours. In addition to that, one engineer spent 1 hour for analysing the test results and restarting the tests if necessary.

Another engineer spent 3 hours for additional manual tests that could not be automated. This added up to four hours.

The total saving from automation was **44 hours** or **91.6%** compared to manual testing.

```
Hello! I am test runner and I will help you run UI tests. Choose one of th
----- Main Menu -----
1) Run tests                4) FAQ
2) Selenium configuration  5) Exit
3) Serve Allure report
Type menu number and press Enter: 4
----- FAQ -----
1) What is this project about?
2) What tests do you have?
3) Which Technologies and Frameworks do you use?
4) Do you have documentation?
5) Selenium. What is it and Why?
6) Back
7) Exit
Type menu number and press Enter: 6
----- Main Menu -----
1) Run tests                4) FAQ
2) Selenium configuration  5) Exit
3) Serve Allure report
Type menu number and press Enter: 1
```

An interactive Shell script will guide you through configuring and running the tests.

Partner Enablement: Test Automation Framework

Why

- Testing is essential for customization & configuration
- We at censhare have been relying on automated testing for a long time to deliver the high quality of our product.
- With this release, we're making our Automated Test Framework available to our partner community

How

- 90+ tests covering DAM, PIM and CMS
- Tests can act as references when creating new tests
- Tests are available for different versions, starting with censhare release 2019.3
- Test templates
- Short descriptions for most classes and methods

Business benefits

- Reduce number of errors when deploying new functionality
- Speed up testing
- Increase efficiency in development pipelines
- Better, more reliable and stable deliveries

Further Improvements to Adobe InCopy Integration

The screenshot displays the Adobe InCopy editor interface. At the top, the document title is "The crazy thing I did to get ahead" with a "Text" label. Below the title is a navigation bar with tabs: "Editor", "Overview", "Properties", "Details", "Communication", "History", and "Administration". The main editor area is titled "Editor for Adobe InCopy documents". It features a rich text editor toolbar with options for Paragraph style, Character style, text alignment, font size (100%), and zoom (%). Below the toolbar is a row of icons for undo, redo, and other editing functions. The main content area shows a story titled "Story 1" with a large headline: "THE ~~CRAZY~~AMAZING THING I DID TO GET AHEAD...". The word "CRAZY" is crossed out and highlighted in orange. Below the headline is a sub-headline: "1 Sorting ~~thousands~~millions of sequins". The word "thousands" is crossed out and highlighted in orange. The first paragraph of the story begins with "Take a bag full of translucent sequins, a needle and a runway jacket in need of adornment, and you've got my first, arduous foray into the world of fashion design. I'd landed an internship at Charlotte Ronson in New York, which was".

Further Improvements to Adobe InCopy Integration

Why

- Frequent topic in Feature Request Process & client interactions
- Continuous support and enhancements of clients working in a InCopy-workflow

How

- Approving or rejecting all changes within a selected range within a text block
- Improved copy & paste from Google Docs (e.g. preserving hard and soft returns)

Business benefits

- Increase efficiency by reducing the number of clicks significantly
- Raised quality of imported content produced outside of censhare (e.g Google Drive)
- Enable organisation to use alternatives to Word for content production workflows

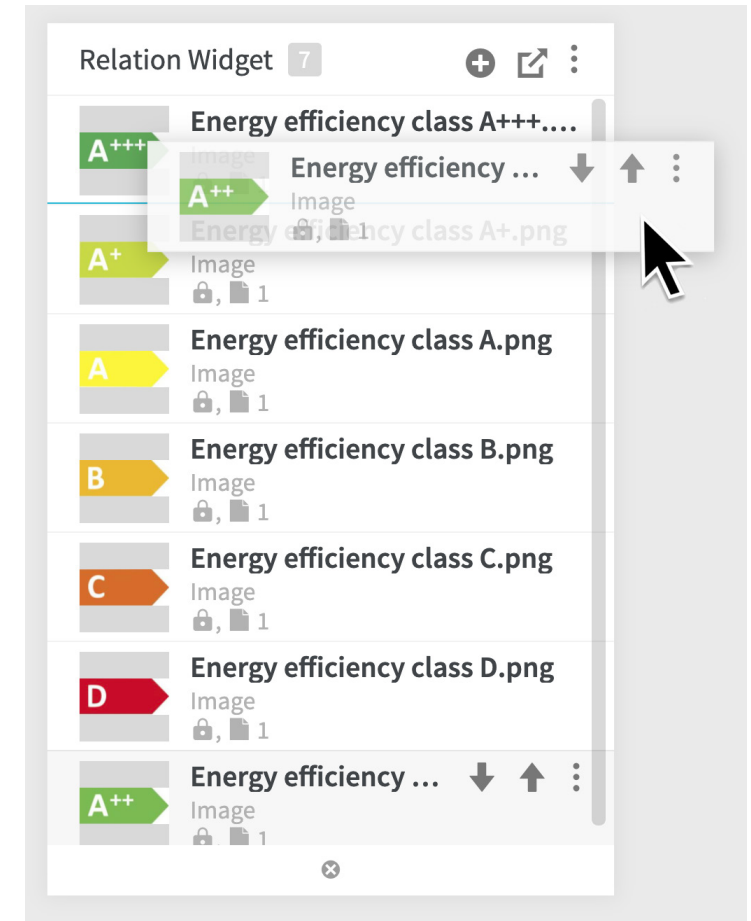
Sorting Assets in Relation Widgets Using Drag & Drop

Why

- Continuous improvement of usability and user experience
- Requested Feature of many Clients & Partners
- Sorting scenarios have increased in frequency

How

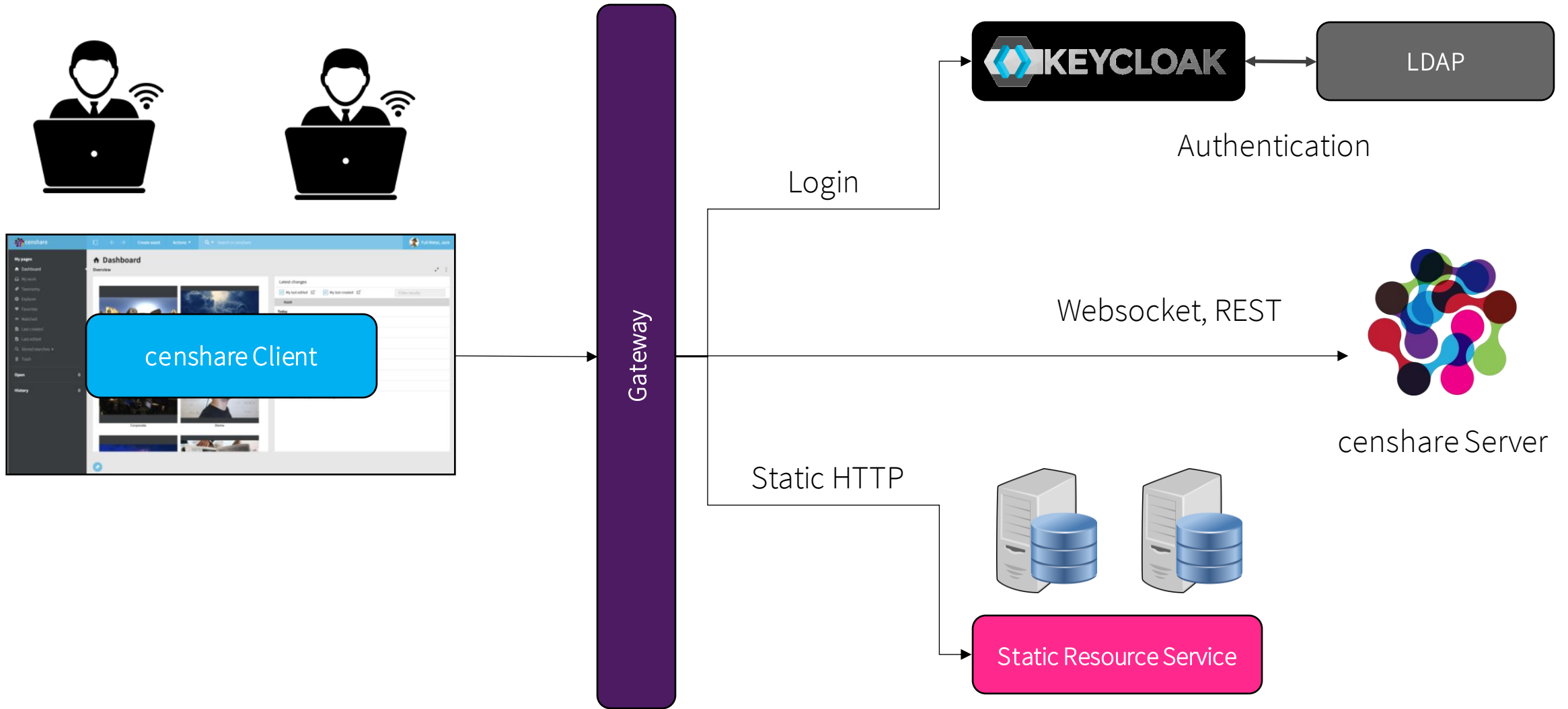
- We've now implemented a Drag & Drop functionality for the relations. Simply click the relation you want to move up (or down) and drag it to the desired spot.
- Configurable in the widget configuration of all widgets of type "Relation List Widget"



The First Step into the Micro-service Universe - censhare webpack

Guido von Walter, Senior Architect

The First Step into the Micro-service Universe



Release Webinar 2021.1 + 2021.2 (webpack)

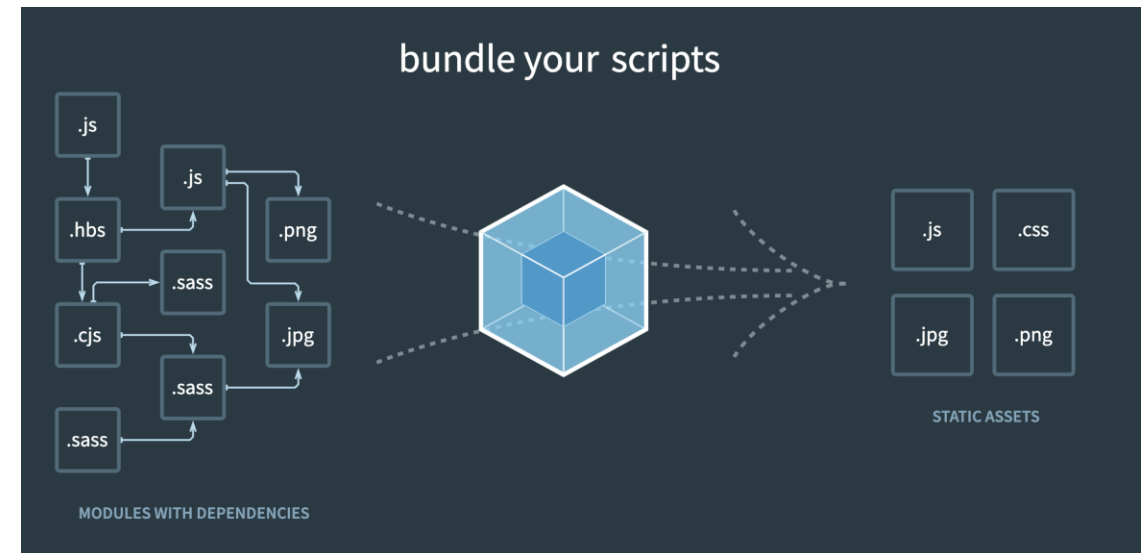
censhare Packs and Bundles Everything In the Background

webpacked front end code

- Typescript/js, html, css, static images, libraries
- Bundled: one file, localized, tree-shaken, packed (includes customized files)
- Dependency check at build time
- Fast download, cacheable
- Additional build step required (build scripts available)

Static Resource Service

- Separate web server process
- Delivers webpack bundles
- Reduce load on the censhare server

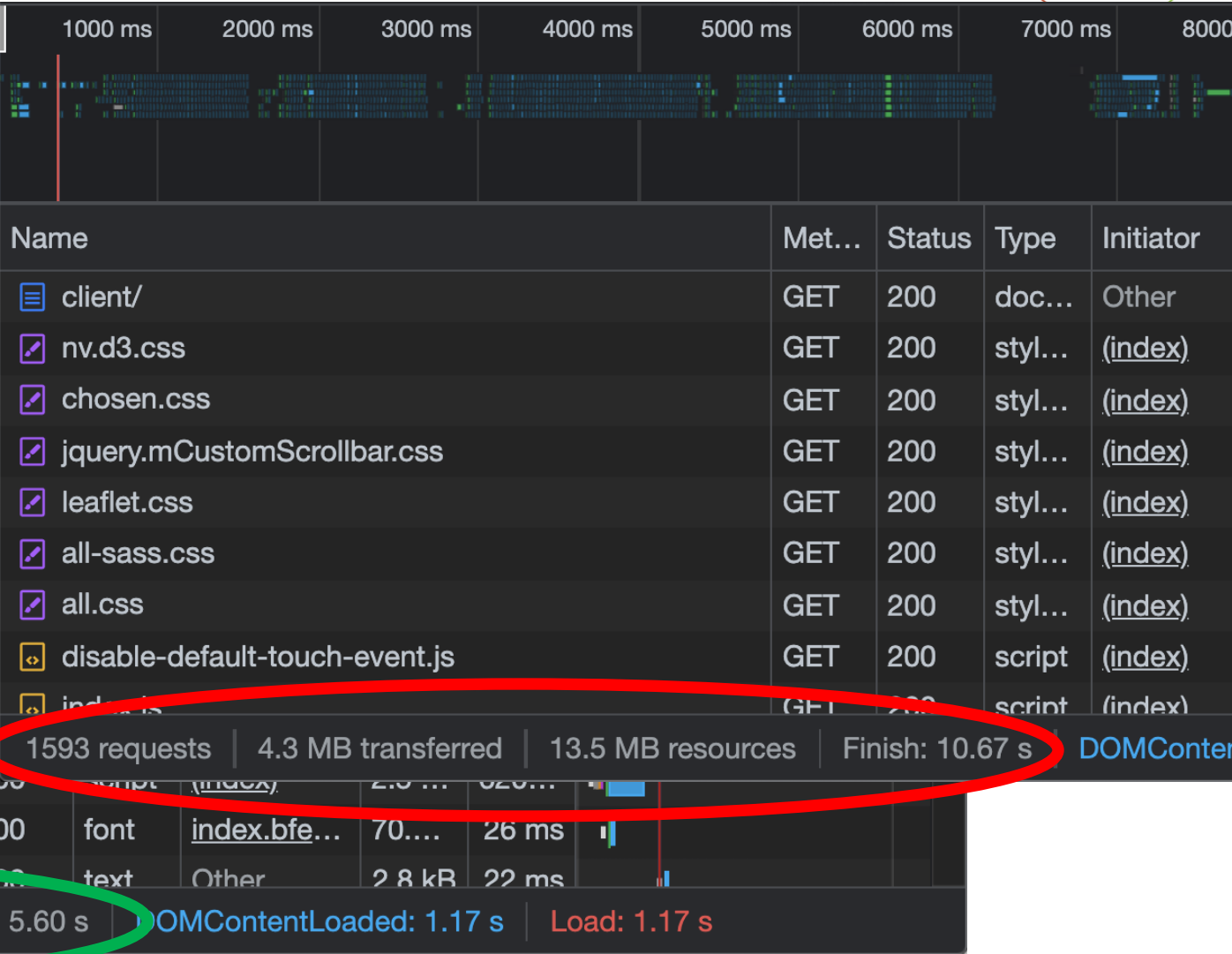
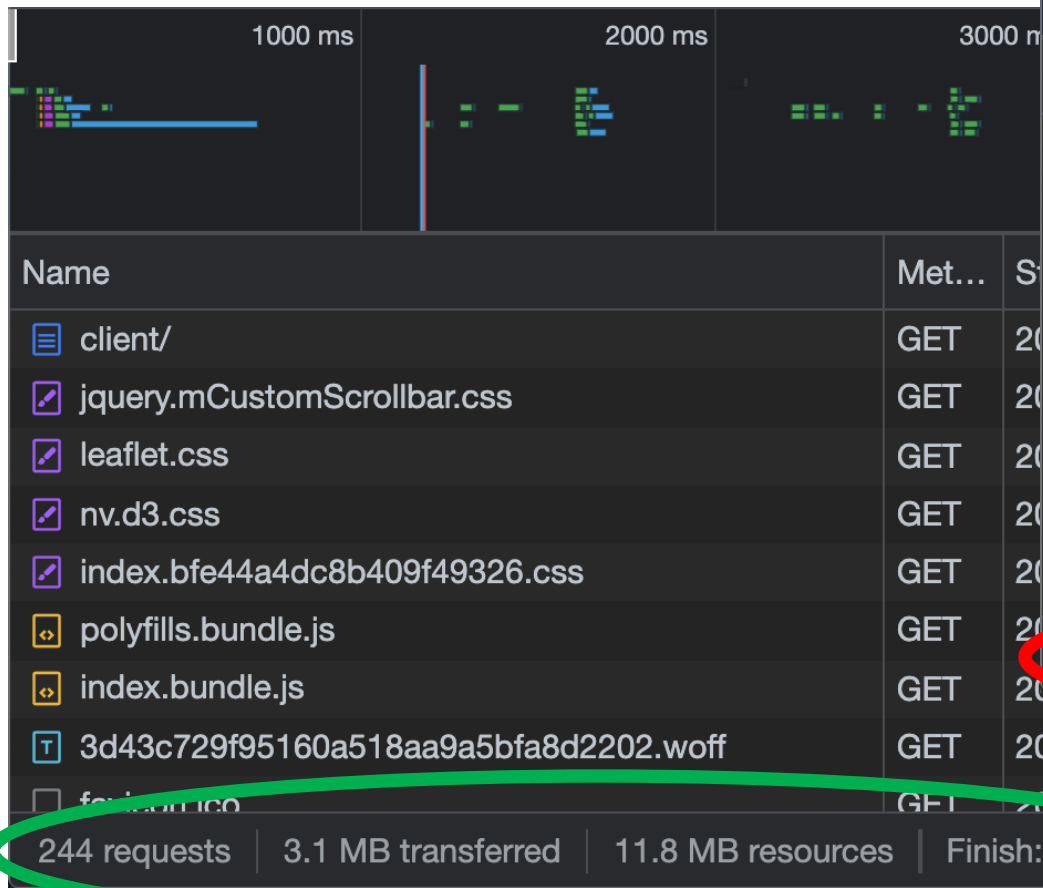


Release Webinar 2021.1 + 2021.2 (webpack)

2021.2

Increased Efficiency

Comparison of load times



Release Webinar 2021.1 + 2021.2 (webpack)

Keycloak – Identity and Access Management

Leveraging an Industry Standard Solution

- Open-source project with active developments
- Has own Admin UI with a scriptable interface
- Offers possibility of Themed login pages

- Stores sensitive data, connected to external IP's
- Compliance with security standards
- LDAP, SAML, OpenID, TFA, Social logins, SSO



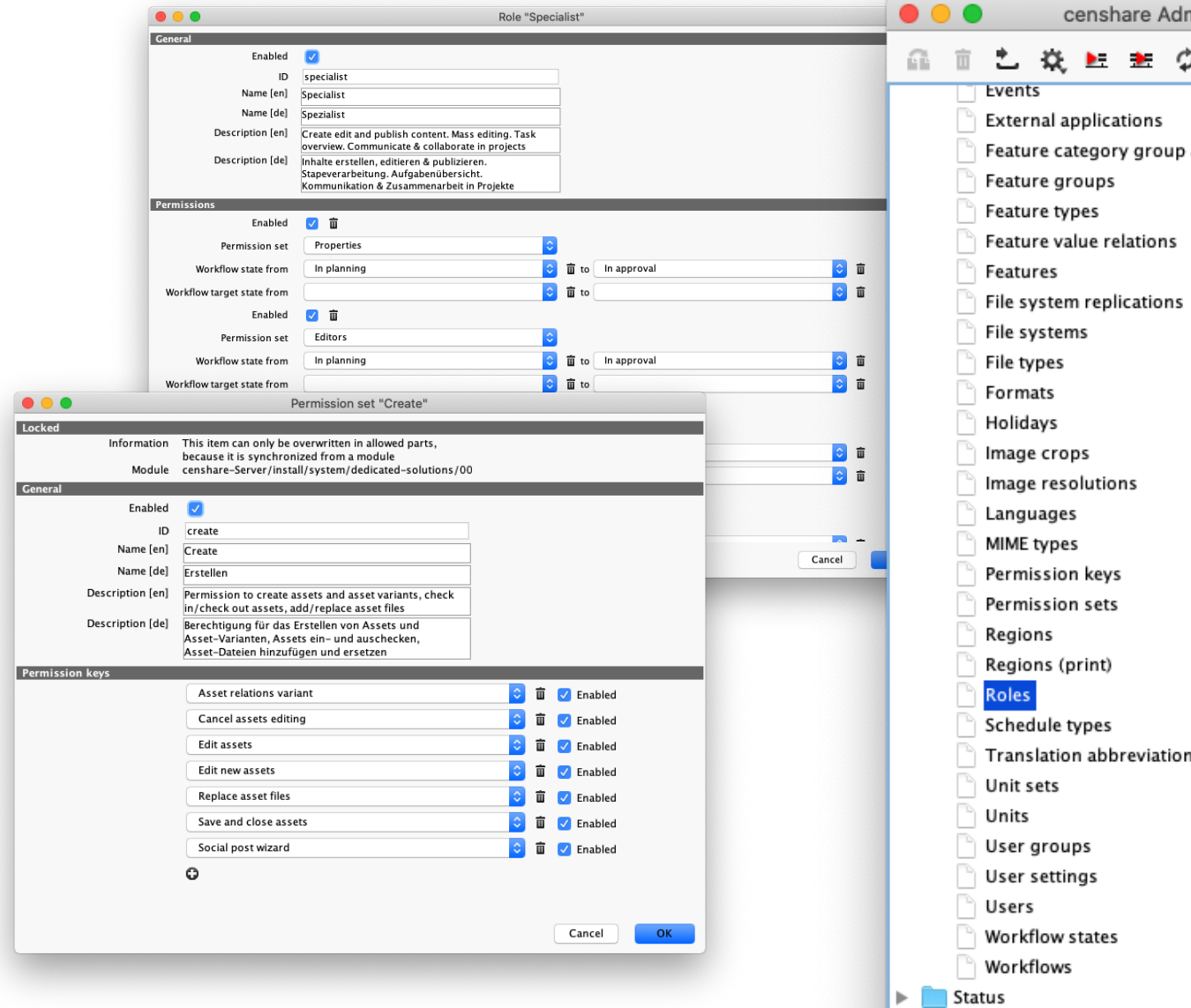
The screenshot displays the Keycloak Admin Console interface. The top navigation bar includes the Keycloak logo and the text "KEYCLOAK". Below this, a dark sidebar menu is visible with the following items: "Censhare" (with a dropdown arrow), "Configure" (with a sub-menu), "Groups", and "Users" (highlighted in blue). The "Configure" sub-menu includes: "Realm Settings", "Clients", "Client Scopes", "Roles", "Identity Providers", "User Federation", and "Authentication". The main content area shows the "Users" management page. It features a "Lookup" button, a search input field with the placeholder "Search...", and a "View all u" button. Below these elements is a table listing users with columns for "ID" and "Username".

| ID | Username |
|----------------------------|-----------|
| 5975778c-6902-43e7-947... | admin-key |
| 2d8d758a-c7ab-427f-a34... | akc |
| 10ebba47-3c30-4422-9f4... | cihub |
| 5a163dd8-e951-400f-ba7... | div |
| 24381907-c0ba-4578-ae5... | divsd |
| 4e8f44d0-7b37-4f54-aaa... | domain |
| b141a9bf-863c-48d3-829... | ruy |
| 9483d699-6cd8-41dd-a59... | sat |
| 0ef62d4e-e360-4dd3-b85... | satya |
| cf725081-1c19-4d92-a8f5... | tom |

Keycloak – Identity and Access Management

Keycloak & censhare

- User/group mappings via „sync-ldap“
- Including java client SSO login
- Offers better possibilities for external integrations
- Uses JWT bearer token that is also used for Elevated Tech Stack integration
- Existing models still provide authorization and governance (roles, domains, etc.)
- Extensive documentation & user migration script



Release Webinar 2021.1 + 2021.2 (webpack)

A New Gateway to Manage Request Distributions

API Gateway

- Single entry point - no firewall or external networking changes required
- Manages session handling
- Redirect to authentication service on login/logout
- Pass-through of static HTTP, REST, websocket requests



Release Webinar 2021.1 + 2021.2 (webpack)

The First Step into the Micro-service Universe

System requirements (estimation)

- Single server system in SaaS: add 6GB RAM
- 3 server, load balanced in SaaS: add 8GB RAM

Installation method

- RPM with configuration in .yaml files
- Alternative: Kubernetes cluster

Monitoring

- Hooks available for logging, tracing, monitoring

Documentation

- <https://ecosphere.censhare.com/infohub/censhare-latest/en/administrator-guide/censhare-wp>

Please contact your local account manager
for further information and estimations

The First Step into the Micro-service Universe

Why

- Decouple authentication and webserver from censhare server
- Improve performance
- Future proof

How

- Introduce a separate service for webpack bundles
- Use Keycloak authentication service for identity and access management

Business benefits

- Improved performance
- Improved security
- Many options for authentication

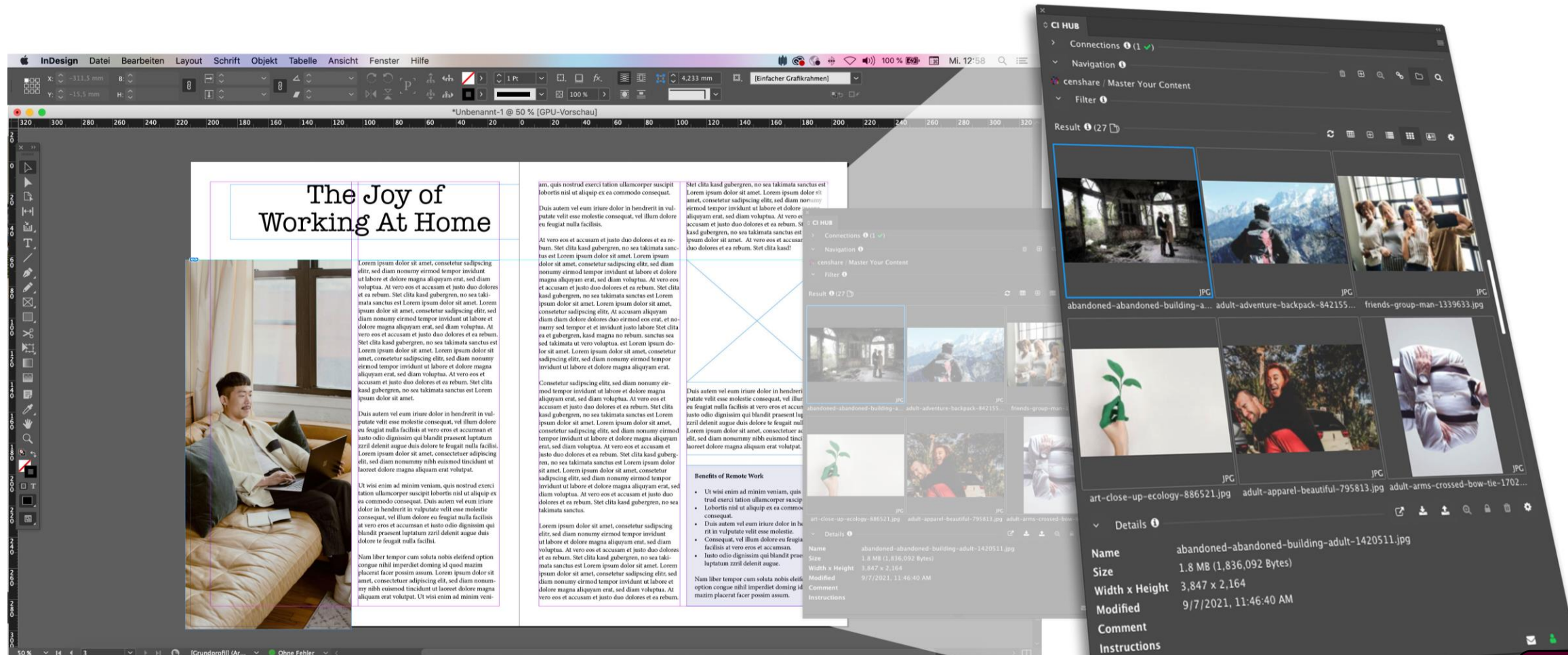
CI-HUB integration

Ruy Ramos, Product Management

Release Webinar 2021.1 + 2021.2 (webpack)

2021.2

One Access to Your Digital Ecosystem



DEMO

CI-HUB: One Access to Your Digital Ecosystem

Why

- Allowing creative people use the creative tool of their choice
- Create, Update and Adapt directly via creative tool
- Interconnectivity to Microsoft & Adobe tools

How

- Setup via module in Admin client
- CI HUB plugin provided via CI-HUB
- Configurable schemas and XSLT searches to define business logic

Business benefits

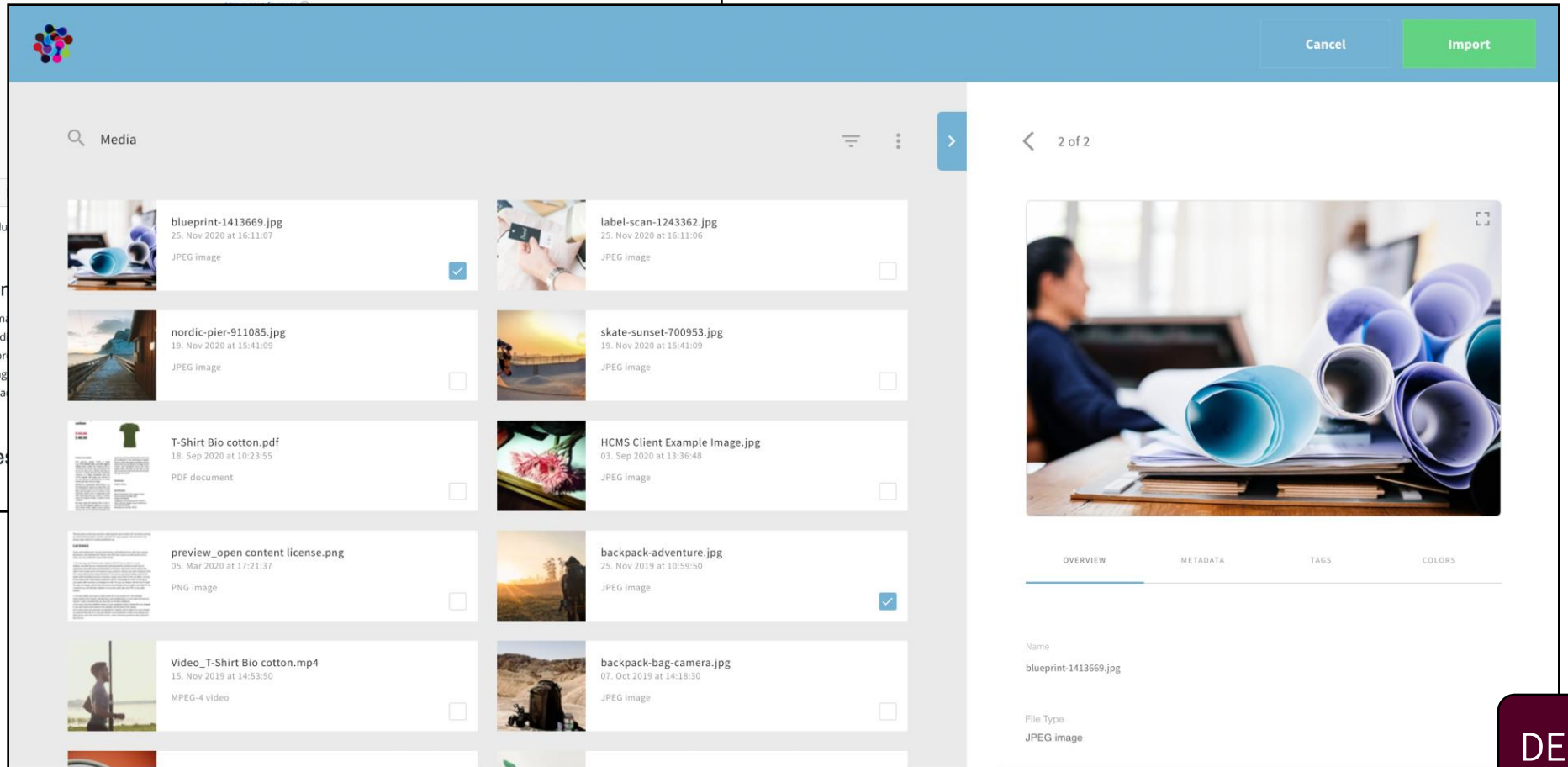
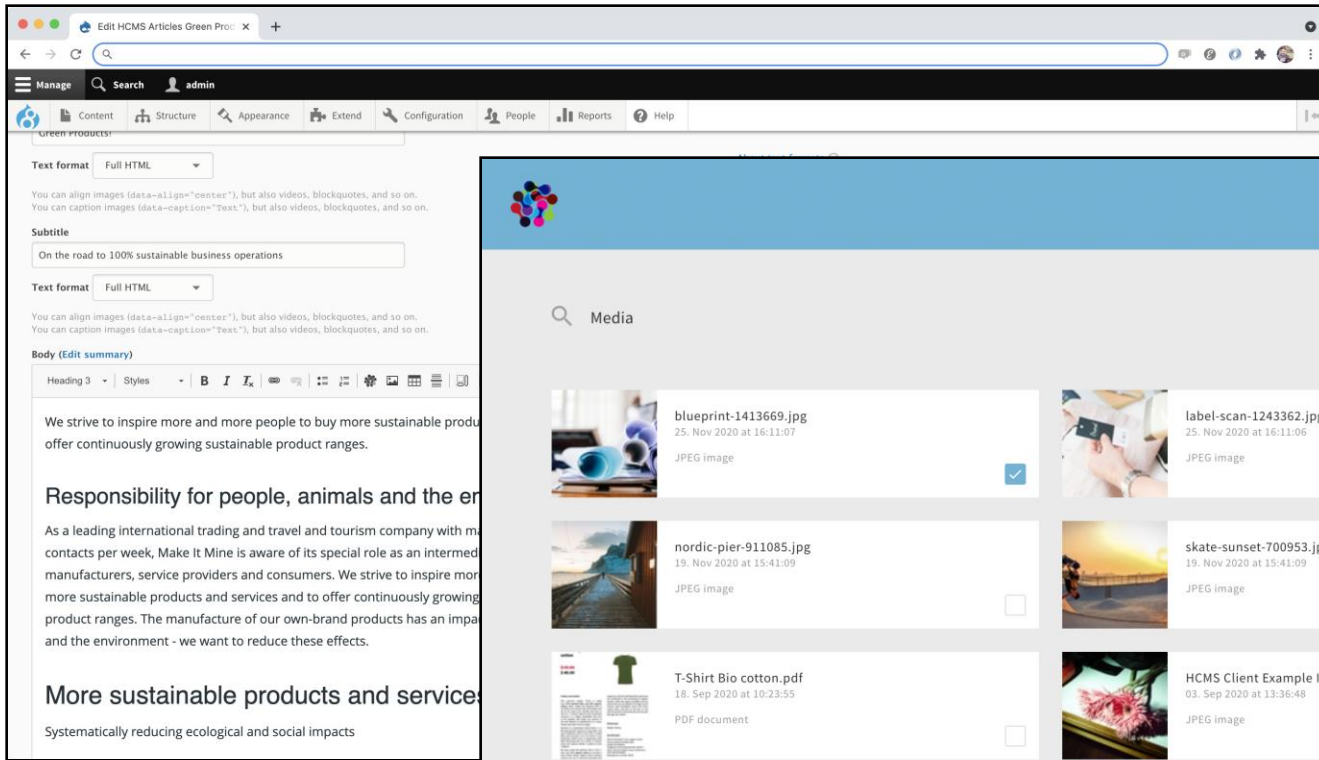
- Possibility to use censhare assets in creative tools
- Possibility to use censhare asset metadata in creative tools without access to censhare
- Share content to creative teams

Content Picker based on HCMS

Joar Berge, Online Solutions

Release Webinar 2021.1 + 2021.2 (webpack)

Content Picker Based on HCMS



Content Picker Based on HCMS

Why

- Support integration in 3rd Party Web Applications
- Allow users of 3rd Party applications to explore media assets in censhare without switching UI
- Starter kit for integration in 3rd party applications and processes

How

- Provision of content for external consumption
- Delivery of content via Headless CMS API (Module or Satellite)
- JavaScript application on top of the HCMS API
- 3rd Party
 - Frontend integration
 - Processing

Business benefits

- *Easy integration with out-of-the-box UI and functionality*
- *Duplicate content can be avoided (single point of truth)*
- *Preview and meta data can be consumed before processing*
- *Use cases*
 - *External Web CMS*
 - *E-Mail Marketing*
 - *Social Media Marketing*
 - *More*

Info Hub: New Documentation Portal

Olga Klenner, Documentation

Info Hub: New Documentation Portal

Why

- Responding to our audiences' needs and our own experiences by creating a book-like structure in a logical reading flow.
- Opting for version-based content to keep in sync with frequent releases.

How

- Filter by release year
- Side navigation with page tree
- Download page as PDF
- Search across all guides
- Created with Confluence

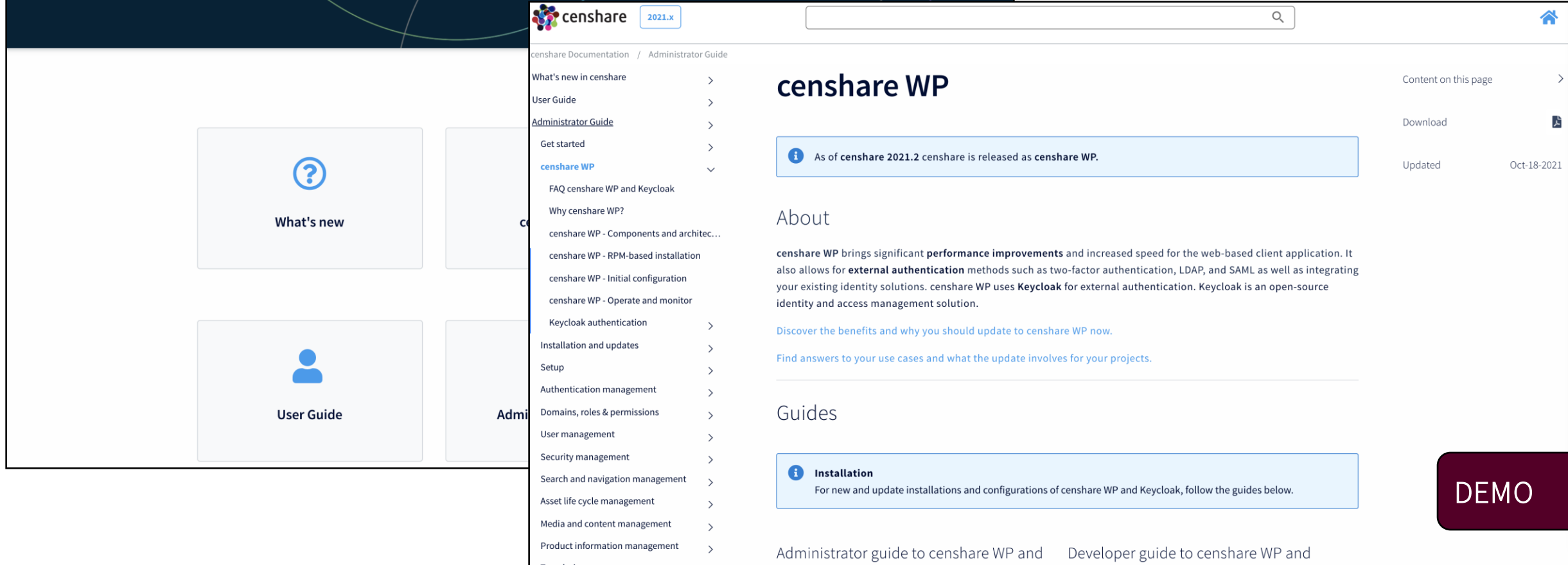
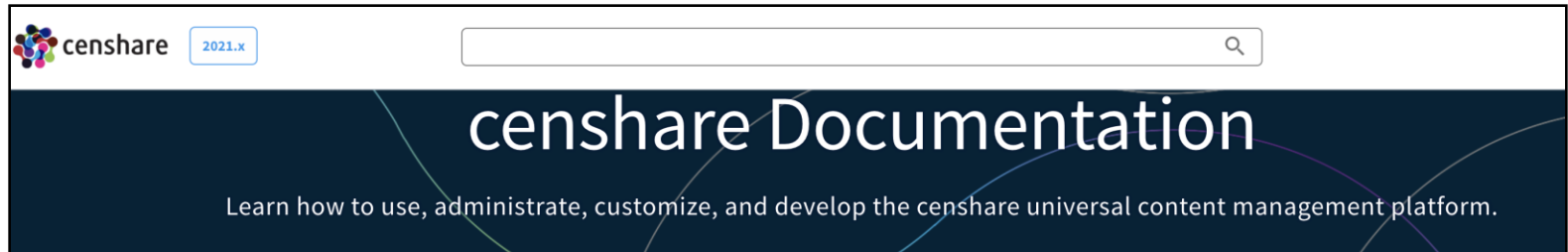
Business benefits

- Improved content and learning experience
- Greater productivity through improved relevance of content

Release Webinar 2021.1 + 2021.2 (webpack)

Info Hub: New Documentation Portal

DOCU



ecosphere Solutions

Oliver Müller, Global Partners & Alliances



Auto-translate Your Content in Matter of Seconds

Raphael Laqueur, Savotex GmbH

Release Webinar 2021.1 + 2021.2 (webpack)




Over to Savotex

DEMO

Workfront connector

Michael Fischer, MSP AG

Release Webinar 2021.1 + 2021.2 (webpack)



Over to MSP

DEMO

Outlook

Alexander Röthinger, CTO & CPO

Release Webinar 2021.1 + 2021.2 (webpack)

Release Overview 2021



censhare 2021.1
InCopy Editor improvements,
Security and various other
topics as well as the VFS 2.0
for BigSur / M1 compatibility

CW31 2019.2.x and 2019.3.x
CW32 2020.1.x and 2020.2.x
CW33 2020.3.x
VFS 2.0 Downport
for BigSur / M1 compatibility

censhare 2021.2
CI Hub Integration
webpack deployment
keycloak authentication

HCMS Content Picker
Plugin for 3rd party
applications (1st iteration)

censhare 2021.3*
Communication in
JavaClient
AWS Media Convert
Angular XLTS
Asset Deletion 3 optimization
Autosave for InCopy Editor
Change detection in asset
structures
Properties Editor: Nested
properties
Workflow Quick Switch
MacOS Monterey

* Features may vary

Upcoming Developments

censhare (Q1/Q2 2022)

- Feature Request Process
- Analytics (Usage Statistics)
- PIM / PIM Syndication (Exports, Standard Formats)

Elevated Tech Stack (mid 2022)

- Hybrid Deployment censhare/ETS
- System-to-System Integration Functionality
- Full interoperability
- xEditor Connector



Thank you 🙌

are

2021.1

+

2021.2